

A photograph of a wooden deck with a glass railing overlooking a lake and trees. The railing is made of clear glass panels held in place by stainless steel stand-offs. The deck is made of dark wood planks. In the background, there are tall evergreen trees and a body of water. The sky is blue with some clouds.

# INVISIRAIL™

GLASS RAIL SYSTEM™

Clearly the best choice!

**GET THE LOOK**

- STAINLESS STEEL (SS) STAND OFFS
- 12mm TEMPERED SAFETY GLASS

[InvisiRail.com](http://InvisiRail.com)

# Get the look you've always wanted

- SS INVISIPOSTS
- SS CONNECTORS
- 10mm TEMPERED SAFETY GLASS



You've worked hard to create that view. Choose InvisiRail for the best sight lines while providing safety and security for your family.

Our 10mm thick safety glass is tempered and heat soaked for strength and durability, engineered for building code compliance.

With 23 standard panel sizes and customizable options, we can design a system to fit virtually any deck.

InvisiRail is the only glass railing system on the market that can span up to six feet with a single panel. With the lowest profile post and no top or bottom rail you experience the ultimate in wide open viewing.

Add our 25-year warranty, immediate delivery and ease of installation and the choice is clear!

# Make the most of your view



- SS INVISIPOSTS
- SS CONNECTORS
- 10mm TEMPERED SAFETY GLASS


## Hardware and connectors




Multi-angle adapter accommodates any angle required up to 95 degrees

All our stainless steel connectors and accessories are 316 grade steel and have undergone a passivation process to further enhance corrosion resistance.

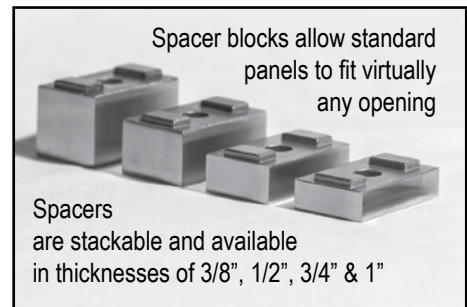
Our nuts, bolts and connection hardware are also 316 steel ensuring that you will enjoy years of trouble free performance.



Connectors hold the glass with rubber gaskets and a pin



45 degree angle wedge



Spacer blocks allow standard panels to fit virtually any opening



Spacers are stackable and available in thicknesses of 3/8", 1/2", 3/4" & 1"

## Lite10 nylon connectors


Our Lite10 hardware provides a more affordable option.

Available in black, white or cedar, they can attach to any flat surface.

Stackable wedges can handle angle combinations in 11.25 and 45 degree increments.



Lite10 spacers are stackable and available in widths of 1/4", 3/8", 1/2" and 3/4".



# Wide-open viewing with spigots and stand offs

Give your project an ultra-modern look with 12mm thick glass mounted with spigots or stand offs.

Railing heights of up to 60" made to order.

**All spigot panels feature low-iron glass!**  
**Perfect for spigot LED lighting option!**



- POWDER-COATED SS SPIGOTS
- 12mm TEMPERED SAFETY GLASS



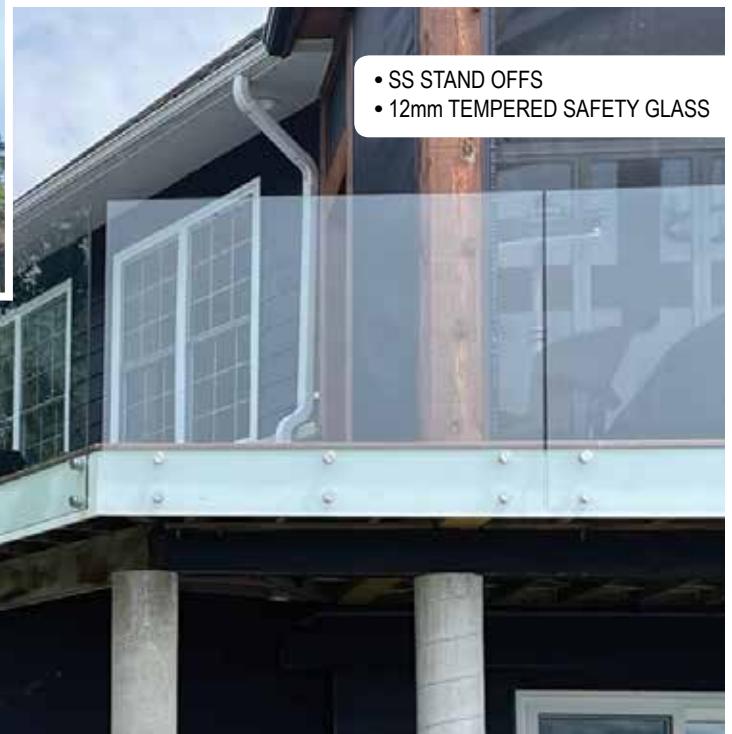
- SS SPIGOTS
- 12mm TEMPERED SAFETY GLASS



LED LIGHT OPTION WITH COLOUR AND BRIGHTNESS SETTINGS



- POWDER-COATED SS STAND OFFS
- 12mm TEMPERED SAFETY GLASS



- SS STAND OFFS
- 12mm TEMPERED SAFETY GLASS



# Many top rail options available



- SS INVISIPOSTS
- SS CONNECTORS
- 10mm TEMPERED SAFETY GLASS
- 42mm SS TOP RAIL

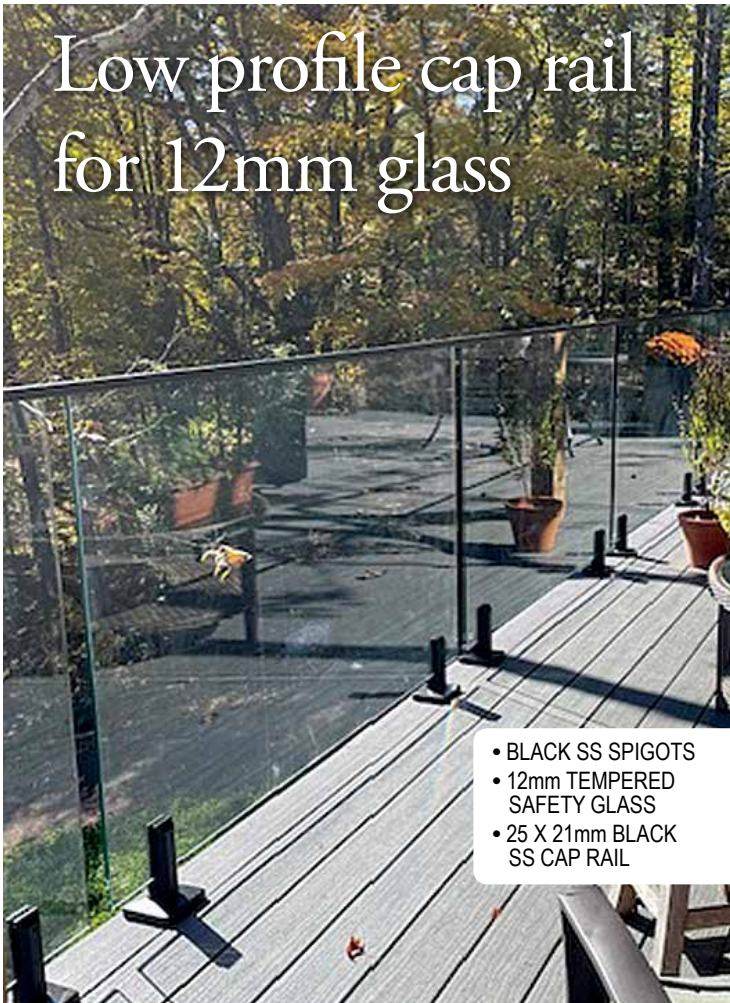
Some jurisdictions are now mandating a top rail with glass guard rails. We've engineered a complete top rail system that can be included or retrofitted onto our railings.

Strong stainless steel brackets attach to the posts to secure a secondary fail-safe rail in the event of a glass panel being shattered.

Choose our elegant stainless steel piping or use your own pressure-treated, cedar or composite board. All options are building code compliant.



## Low profile cap rail for 12mm glass




- BLACK SS SPIGOTS
- 12mm TEMPERED SAFETY GLASS
- 25 X 21mm BLACK SS CAP RAIL

Stainless steel cap rail and gasket pressure fits onto top edge of glass panels along entire length of rail.

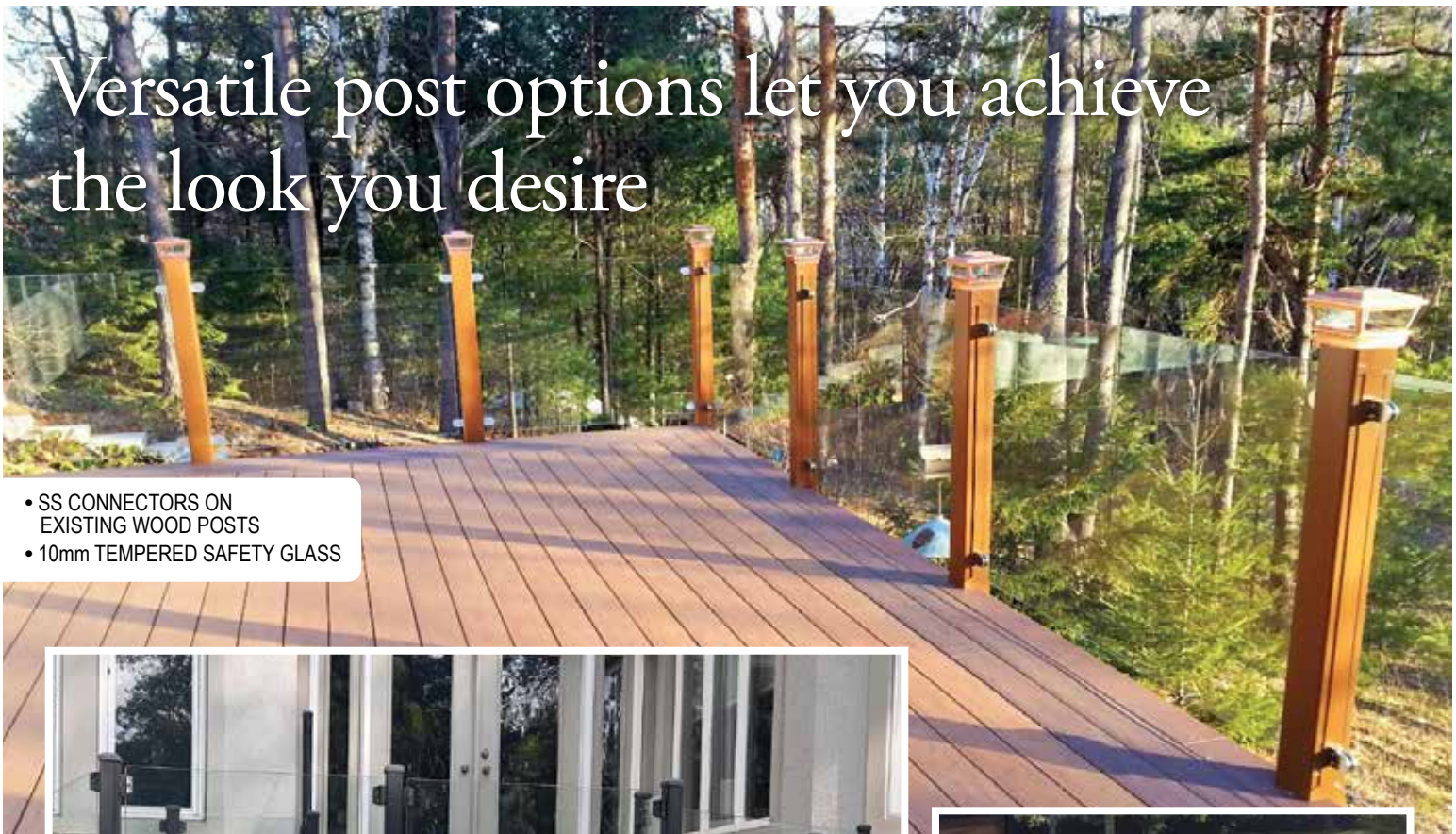


- SS SPIGOTS
- 12mm TEMPERED SAFETY GLASS
- 25 X 21mm SS CAP RAIL



Panel connectors are also available in SS and Textured Black to match hardware.

# Versatile post options let you achieve the look you desire



- SS CONNECTORS ON EXISTING WOOD POSTS
- 10mm TEMPERED SAFETY GLASS



- 2 1/4" ALUMINUM VISTI POSTS
- LITE 10 CONNECTORS
- 10mm TEMPERED SAFETY GLASS



- BLACK ALUMINUM INVISIPOSTS AND HAND RAIL
- BLACK SS CONNECTORS
- 10mm TEMPERED SAFETY GLASS



Fascia-mount Visti post in black



Fascia-mount InvisiPost in white



5/16 X 3" heavy duty concrete anchor

5/16 X 6" hardened steel construction screws




- FASCIA-MOUNT SS INVISIPOSTS
- SS CONNECTORS
- 10mm TEMPERED SAFETY GLASS

# Custom glass solutions



- CUSTOM SS HINGE PLACEMENT
- HYDRAULIC SELF-CLOSING HINGES
- 10mm TEMPERED SAFETY GLASS



- CUSTOM SHAPED 10mm TEMPERED SAFETY GLASS
- 54" TALL SS POSTS
- SS CONNECTORS



- BLACK TINTED 10mm TEMPERED SAFETY GLASS
- MATTE BLACK ALUMINUM INVISIPOSTS
- BLACK SS CONNECTORS



- CUSTOM SHAPED PRIVACY WALL
- 10mm ACID ETCHED (FROSTED) TEMPERED SAFETY GLASS
- SS CONNECTORS ON WOOD POSTS

# Budget friendly post and baluster combinations



- 2 1/2" TEXTURED BLACK ALX POSTS
- SS CONNECTORS
- 10mm TEMPERED SAFETY GLASS
- ALX CONTEMPORARY BALUSTER KITS



- TEXTURED BLACK SS SPIGOTS
- 12mm TEMPERED SAFETY GLASS
- 2 1/2" TEXTURED BLACK ALX POSTS
- ALX CONTEMPORARY STAIR KITS

Seamlessly transition from glass to baluster rail on your deck or stairs. Save time and money on your project!

ALX Contemporary posts and baluster kits are available in textured black, textured white or textured bronze finishes.

One-piece welded kits come in 6' and 8' lengths. Stair kits are "rackable" for angles from 0 to 43 degrees.

# For the ultimate backyard pool



- SS CONNECTORS ON EXISTING WOOD POSTS
- 10mm TEMPERED SAFETY GLASS



- 2 3/8" SQUARE SS POSTS
- SS CONNECTORS
- 54" HEIGHT 10mm TEMPERED SAFETY GLASS



Self-closing hydraulic hinges



Lockable gate latches

Safety, security and perfect sightlines are what you want in a pool enclosure. The InvisiRail pool system provides all this and more.

Available in any glass height to meet local building code requirement



- 54" HEIGHT SS INVISIPOSTS
- SS CONNECTORS
- 54" HEIGHT 10mm TEMPERED SAFETY GLASS



# Distinctive interior railing



- SS POSTS & HAND RAIL
- SS CONNECTORS
- 10mm TEMPERED SAFETY GLASS

If you thought our glass railing system was just for outdoor applications then think again!

InvisiRail is a perfect choice for interiors where you want a brighter look and more spacious feeling.

Add beauty and value to your home without sacrificing the safety of your loved ones.



- 2 1/4" ALUMINUM VISTI POSTS
- SS CONNECTORS & HAND RAIL
- 10mm TEMPERED SAFETY GLASS



- BLACK SS SPIGOTS & CAP RAIL
- 12mm TEMPERED SAFETY GLASS

## Hand rail options

Wall-mount, glass-mount and post-mount options available for 42mm (1 5/8") diameter pipe in brushed SS or Black (or White) powder-coated aluminum.

Joiners, pivots and end caps allow continuous rail along and shape and distance.



- SS INVISIPOSTS
- SS CONNECTORS & HAND RAIL
- 10mm TEMPERED SAFETY GLASS



- BLACK INVISIPOSTS, BLACK SS CONNECTORS
- BLACK ALUMINUM HAND RAIL
- 10mm TEMPERED SAFETY GLASS

# Stainless steel cable railing

- 2 3/8" SQUARE SS START / FINISH POSTS
- SS INVISIPOST MID-POSTS
- SS INTERMEDIATE SPACERS
- 1/8" 1X19 SS CABLE

Easy to install cable railing offers both high visibility and great air circulation. Available in 36" height and 42" height. Cable material is marine grade 316 stainless steel for low maintenance and lasting beauty.

*Check local bylaws for building code compliance.*



- 2 1/2" SQUARE ALUMINUM ALX POSTS & TOP RAIL
- 1/8" 1X19 SS CABLE



- 2 1/2" SQUARE ALUMINUM ALX POSTS & TOP RAIL
- 1/8" 1X19 SS CABLE

Store Name: .....

## QUOTE REQUEST

Contact Name: .....Phone #: .....

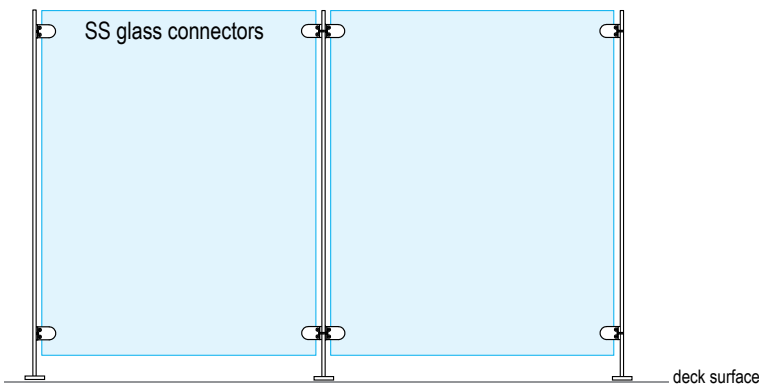
sales@invisirail.com

Toll Free: 1-888-681-9733 | Fax: 905-852-5196

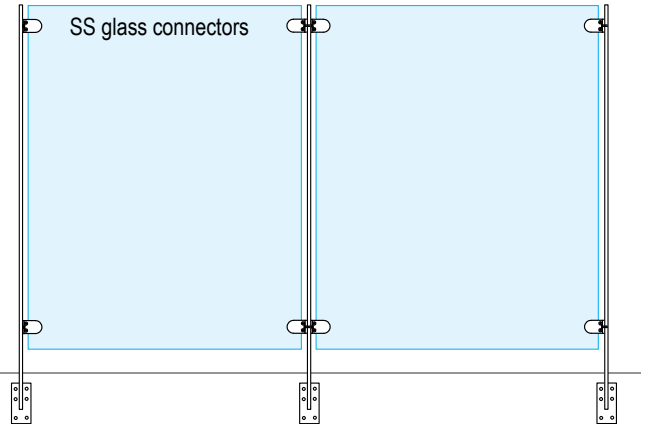
Email: .....

Project Name: ..... *Please provide a layout sketch with this sheet!*

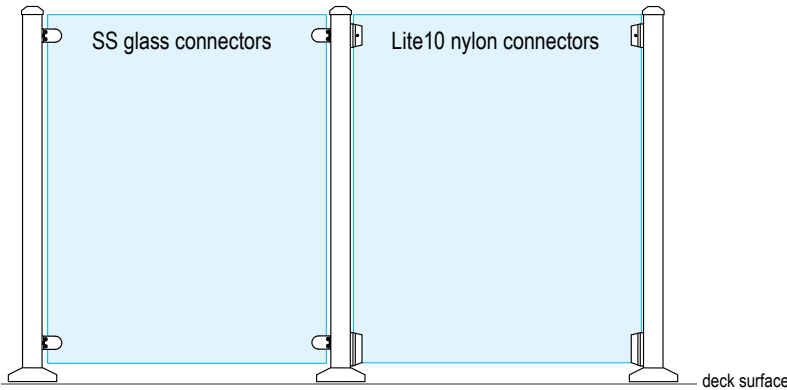
**RAIL HEIGHT**  42" (standard)  36"  other \_\_\_\_\_ **COLOUR**  Stainless Steel  Black  White  
**TOP RAIL**  yes  no **STAIR RAIL**  Custom Glass with hand rail  Aluminum baluster stair rail



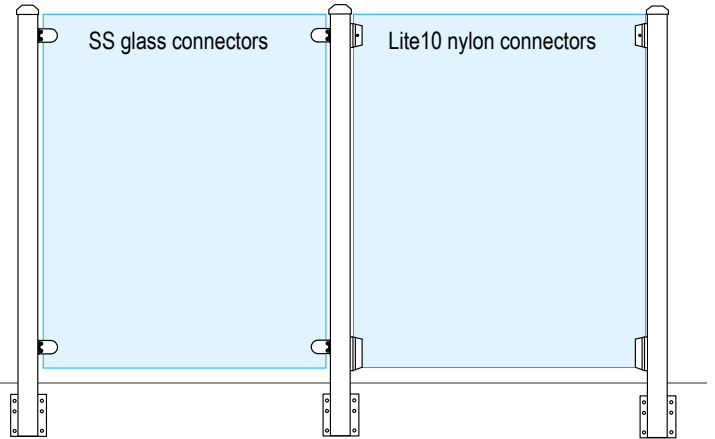
Surface-mount INVISIPOST



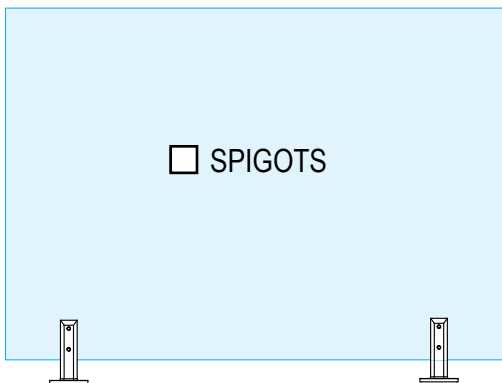
Fascia-mount INVISIPOST



Surface-mount VISTI Post, 2 1/4" Sq., w / SS connectors  
 Surface-mount VISTI Post, 2 1/4" Sq., w / Lite10 nylon connectors

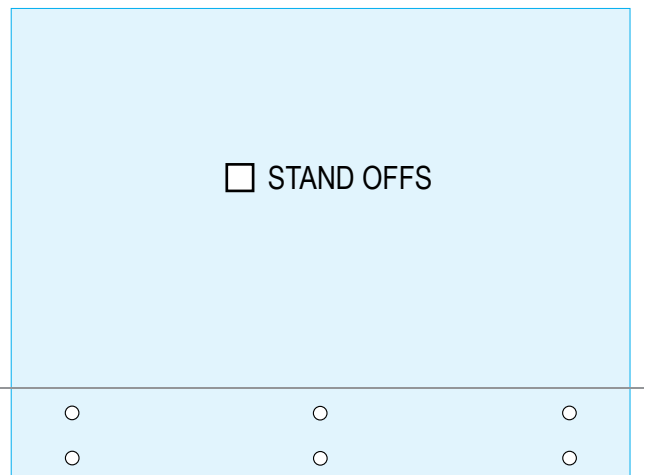


Fascia-mount VISTI Post, 2 1/4" Sq., w / SS connectors  
 Fascia-mount VISTI Post, 2 1/4" Sq., w / Lite10 nylon connectors



SPIGOTS

with Panel-to-Panel Connectors  with LED lights



STAND OFFS



AVAILABLE AT:

## Care and Maintenance

In most applications, stainless steel will not rust or stain. However, when stainless steel comes in contact with chloride salts, sulphides or other rusting metals, it can discolour or even rust and corrode.

To maintain the beauty and function of stainless steel for years to come you must:

- Clean stainless steel with soap and water
- Never use mineral acids, bleaches or coarse abrasives
- Always remove stains or tarnish as soon as possible with either soap and water or a stainless steel cleaner like Barkeepers Friend or CitriSurf .

Visit us at [invisirail.com](http://invisirail.com) to find the dealer nearest to you!

FOLLOW • LEARN • LIKE

