

Store Name: .....

## QUOTE REQUEST

Contact Name: ..... Phone #: .....

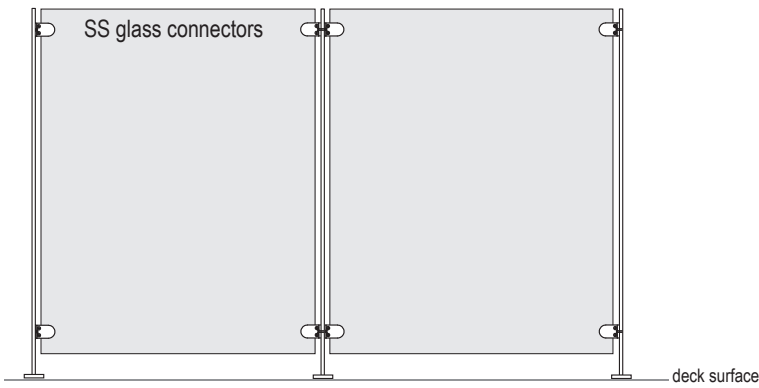
sales@invisirail.com

Toll Free: 1-888-681-9733 | Fax: 905-852-5196

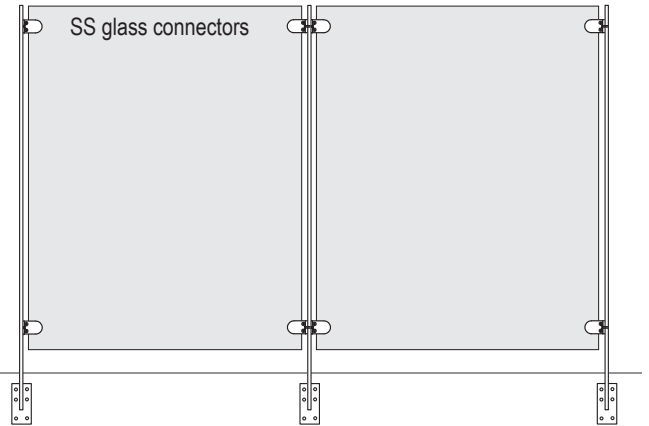
Email: .....

Project Name: ..... *Please provide a layout sketch with this sheet!*

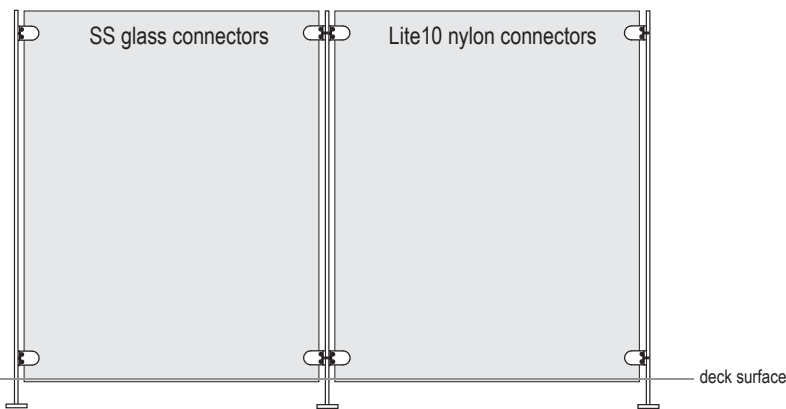
**RAIL HEIGHT**  42" (standard)  36"  other \_\_\_\_\_ **COLOUR**  Stainless Steel  Black  White  
**TOP RAIL**  yes  no **STAIR RAIL**  Custom Glass with hand rail  Aluminum baluster stair rail



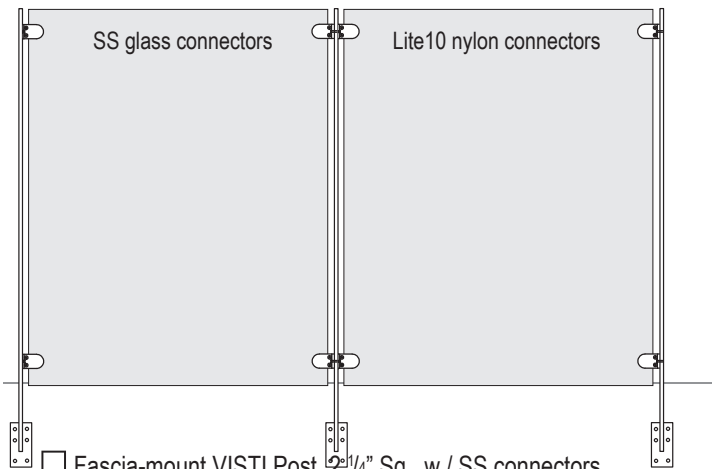
Surface-mount INVISIPOST



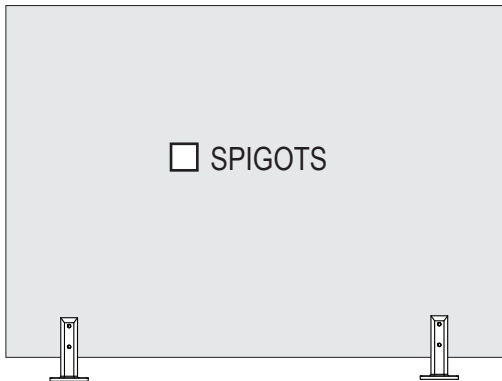
Fascia-mount INVISIPOST



Surface-mount VISTI Post, 2 1/4" Sq., w / SS connectors  
 Surface-mount VISTI Post, 2 1/4" Sq., w / Lite10 nylon connectors

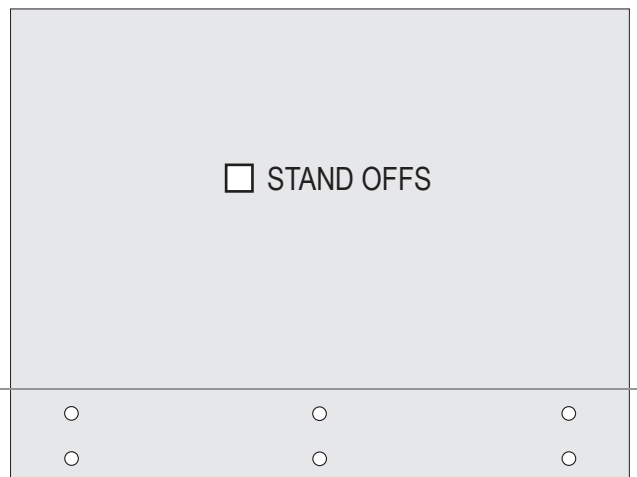


Fascia-mount VISTI Post, 2 1/4" Sq., w / SS connectors  
 Fascia-mount VISTI Post, 2 1/4" Sq., w / Lite10 nylon connectors



SPIGOTS

with Panel-to-Panel Connectors  with LED lights



STAND OFFS



Toll Free: 1-888-681-9733 | Fax: 905-852-5196

Project Name: ..... Estimate #: .....

Please provide a sketch of your deck layout. Indicate measurements (accurate within 1/8") along the outside edge of your deck framing (rim joists.) Scan & email both sides of this sheet to [sales@invisirail.com](mailto:sales@invisirail.com)

A large grid area for sketching the deck layout. The grid consists of small squares, approximately 1/8 inch wide and 1/8 inch high, covering the majority of the page below the text.